

## CS7012P CM3 STONE 70x120


Laid on or built-in in the floor shower tray 70x120 cm  
(ø 90 mm drainage system with stainless steel cover included)

Complements: **Line taps shower:** ONE - NOKÉ - SI - FOLD - X1 - STIL  
**Line accessories:** TWO - HOOP - FOLD

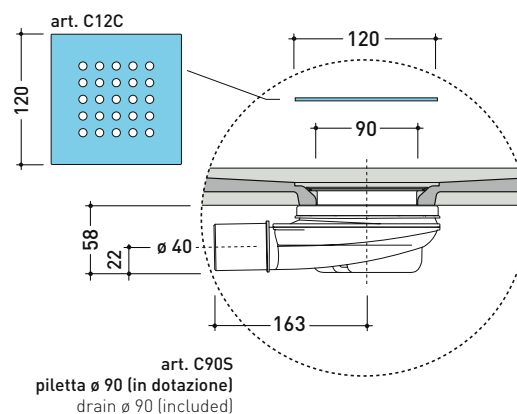
Technical accessories: **painted COLORED square cover (C12C)**

Package dim. **cm** | Weight **38 kg** | Pz. Pallet n° -

CE UNI EN 14527 Dop-No14527

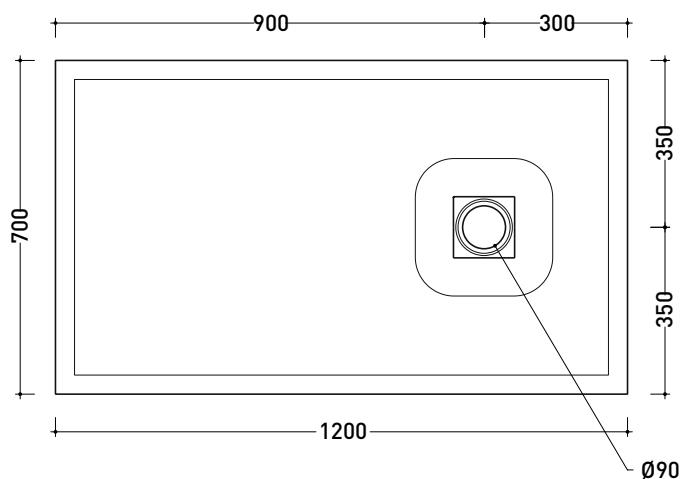


### PILETTA IN DOTAZIONE / INCLUDED DRAIN

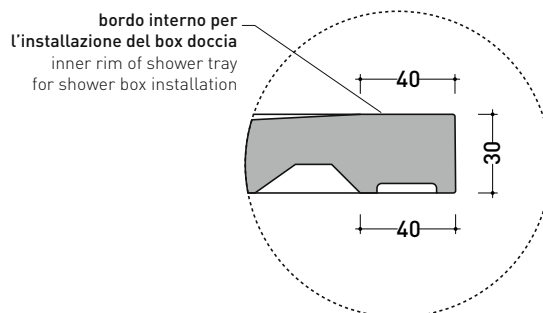


### Piletta sifonata / Drainage

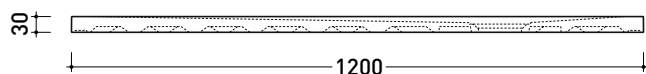
Portata / Flow rate: 0,5 l/sec (EN 274 >0,4 l/sec)



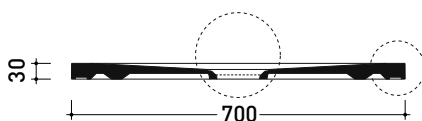
vista zenitale / zenital view



dettaglio del bordo / shower tray rim detail



vista frontale / frontal view



sezione longitudinale / section