

# SFERA 54

CATALANO  
THE ESSENCE OF CERAMICS



**newflush™**

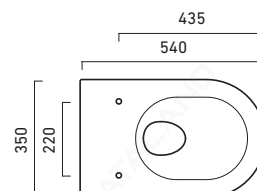
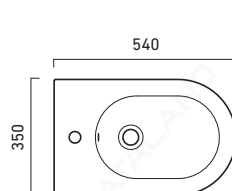
Nuovo scarico senza brida  
New flush without rim  
Neue Spülung ohne Spülrand.



## cod. 1BSF5400

Bidet sospeso monoforo.  
Wall-hung single-hole bidet.  
Einloch-Hängebidet.

EN 14528 – CL20



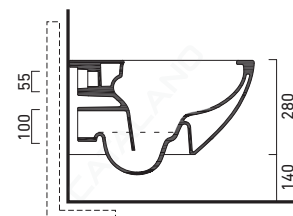
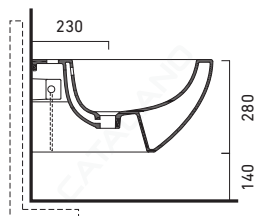
## cod. 1VSF54R00

Wc sospeso  
Wall-hung WC  
Wand-wc

EN 997 – CL1 – 6A

### 5SCSTP000

Sedile soft-close plus in resina inalterabile.  
Soft-close Seat-cover Plus made of unalterable resin.  
WC-Sitz SoftClose plus aus beständigem Harz.

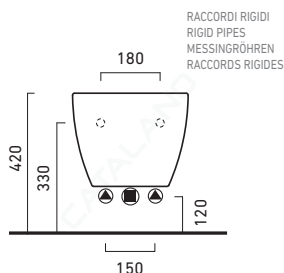


### 5SCSTF000

Sedile soft-close in resina inalterabile.  
Soft-close Seat-cover made of unalterable resin.  
WC-Sitz SoftClose aus beständigem Harz.

### 5SCST000

Sedile in resina inalterabile.  
Seat-cover made of unalterable resin.  
WC-Sitz aus beständigem Harz.



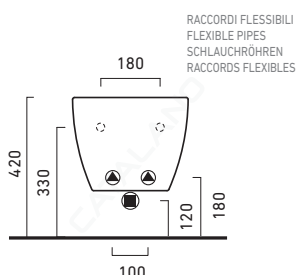
RACCORDI RIGIDI  
RIGID PIPES  
MESSINGRÖHREN  
RACCORDS RIGIDES

### 5KFST00

Kit fissaggio dal basso.  
Kit for bottom-side fixing.  
Kit für die Befestigung von unten.



**È sconsigliato l'abbinamento con cassetta bassa e flussometro.**  
Not suitable for low level cisterns and flush valve.  
Von der Kombination mit niedrigem Spülkasten und Durchflussmesser wird abgeraten.



RACCORDI FLESSIBILI  
FLEXIBLE PIPES  
SCHLAUCHRÖHREN  
RACCORDS FLEXIBLES

**Per elevate prestazioni di scarico settare la cassetta a 6 litri**  
For high flushing performance, please set the cistern to 6 liters per flush.  
Um eine optimale Spüleleistung zu gewährleisten empfiehlt Catalano die Wassermenge im Spülkasten auf 6L einzustellen.

