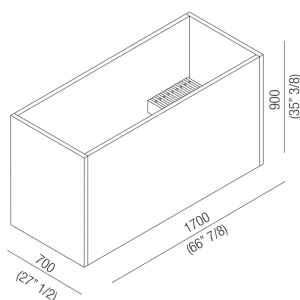




Bathtubs Woodline V  
**AVAS0909\_**

Benedini Associati, 2003

Bathtub



**Finishes**



Light oak  
**AVAS0909RN**



Medium oak  
**AVAS0909RM**



Dark oak  
**AVAS0909RW**



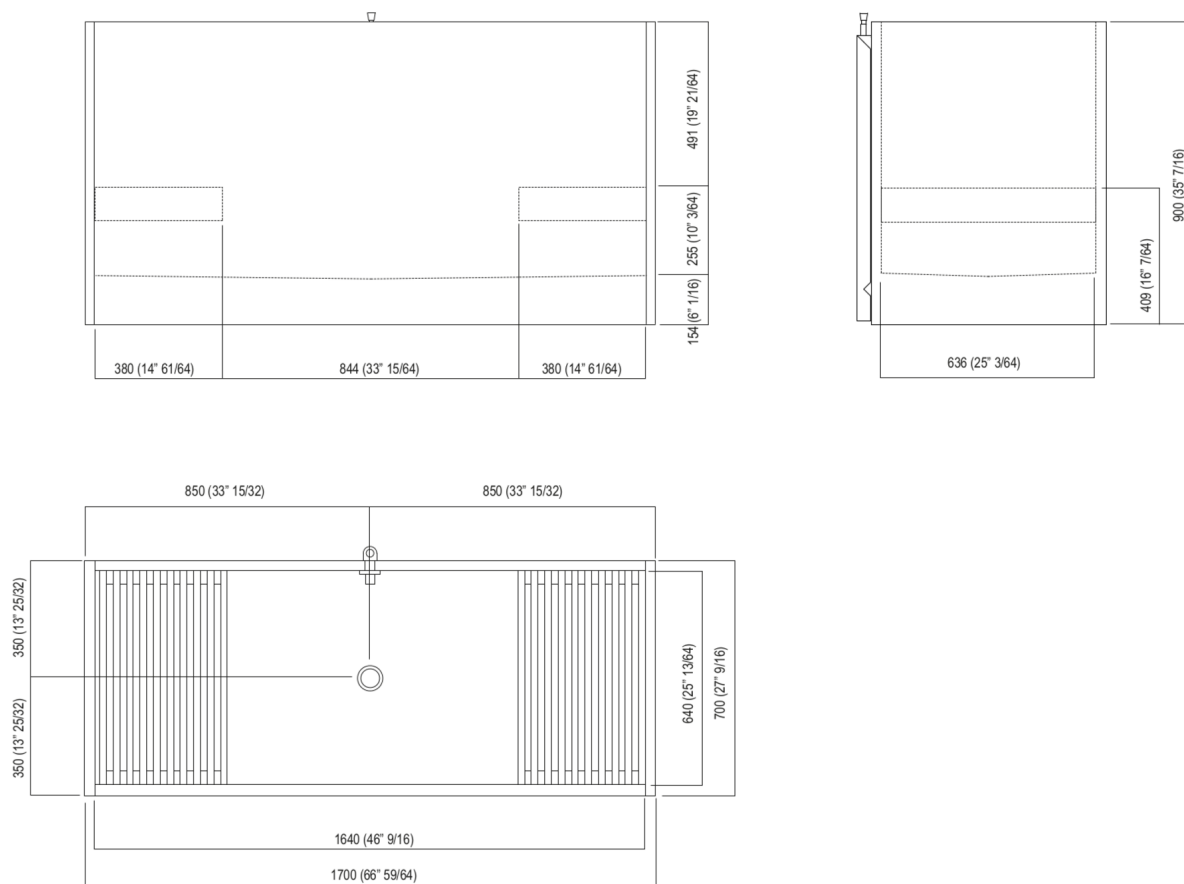
Rectangular bathtub in waterproof birch plywood with light, medium or dark oak veneer, with overflow and external overflow connection in chromed brass, without tap holes. Taps can be wall or floor mounted, complete with waste trap and flexible tube for connection to drain. The tub is supplied with two removable internal seats and can be completed with bench/steps in different sizes to facilitate access. The bench/steps can also be completed with storage units from the Flat XL programme, height 20 cm.

Materials used: Wood.

Height:	90.0 cm	35" 3/8 inches
Depth:	70.0 cm	27" 1/2 inches
Lenght:	170.0 cm	66" 7/8 inches
Capacity:	700.0 l	185 gal
Weight:	100.0 kg	220 lbs
Packaging measurements:	82 x 176 x 100 cm	32"2/8 x 69"2/8 x 39"3/8 inches
Weight with packaging:	141.0 kg	311 lbs

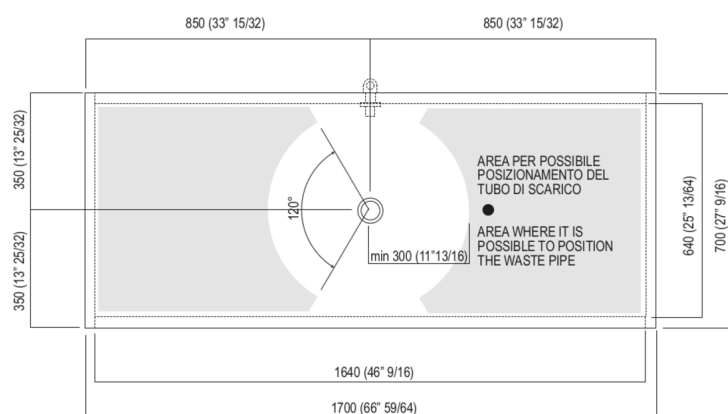


Main dimensions



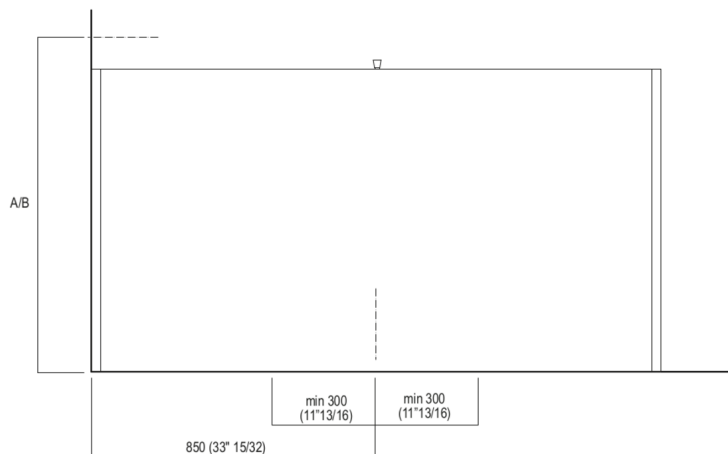
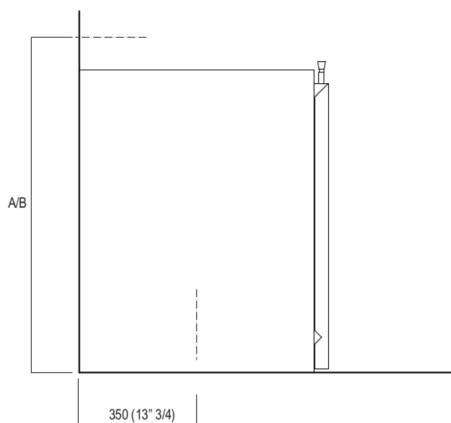


Drain pipe position





Dimensions for wall mounted taps

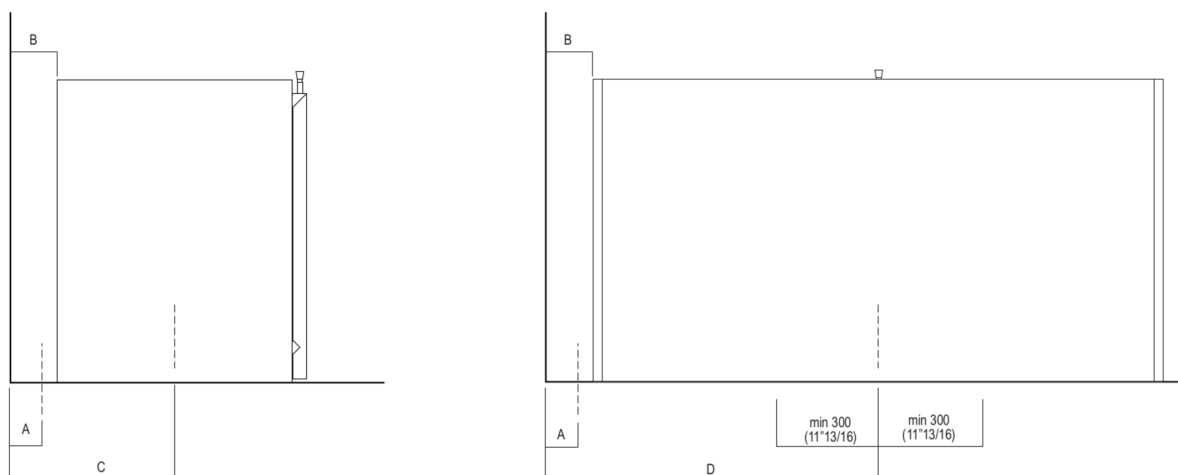


	A*	B**
FEZ (ARUB050000L, ARUB051000L, ARUB150000C, ARUB151000C, ARUB1089S, ARUB190000C, ARUB191000C, ARUB1091S)	1050 (41"11/32)	-
MEMORY (ARUB1076S, ARUB1077S, ARUB1040S)	1050 (41"11/32)	-
SUITE (ARUB1107S)	1050 (41"11/32)	-
SQUARE (ARUB0932N, ARUB0933N)	-	1050 (41"11/32)
SEN (ASEN0912V)	-	1050 (41"11/32)

\* inserasse gruppo / axial distance for tap  
\*\* filo inferiore gruppo / Tap's lower edge



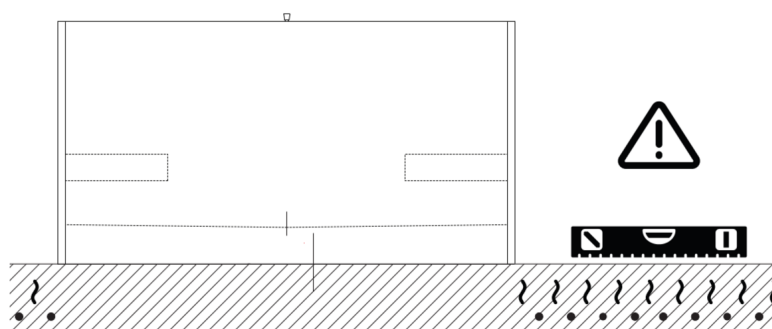
Dimensions for freestanding spouts



	A	B	C	D
FEZ (ARUB170W)	80 (3"1/8)	140 (5"1/2)	490 (19"9/32)	990 (38"31/32)
MEMORY (ARUB1078, ARUB1072, ARUB1033)	-	-	-	-
SQUARE (ARUB0961L, ARUB0934L, ARUB0935NL, ARUB0936NL, ARUB0952L, ARUB1024N)	-	-	-	-
SUITE (ARUB1108S)	-	-	-	-
SEN (ASEN0911)	-	-	-	-



Note



La vasca deve essere installata su un pavimento perfettamente piano.  
The bathtub must be positioned on a flat floor surface.

Evitare di realizzare impianti di riscaldamento nell'area sottostante la vasca.  
Avoid the installation of floor heating plants in the area under the bathtub.