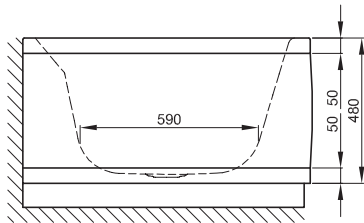
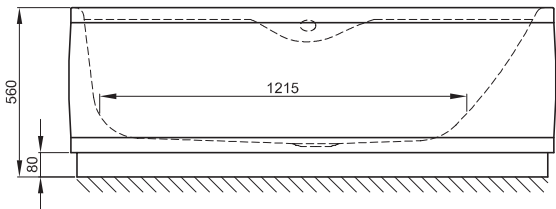
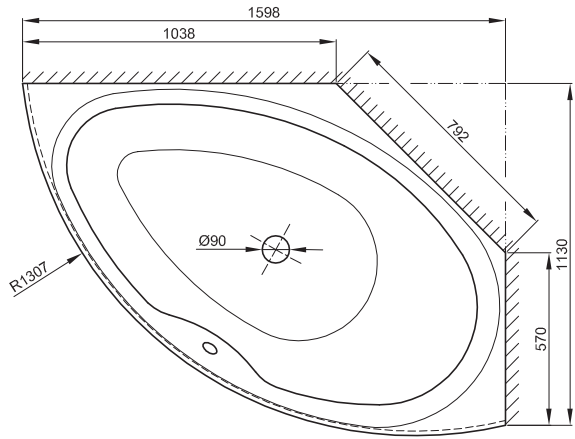




**BETTE**POOL III COMFORT



Design: schmidtem design



Corner right, article no. 6057 CCVV

installation variant	dimension	article no.	Volume
	160 x 113 x 45 cm	6056 CCVV left	174 litre
	160 x 113 x 45 cm	6057 CCVV right	174 litre
	demountable plinth	6059	

All **BETTE**COMFORT baths are delivered with a solid steel support frame (which includes the bath feet). It is important that the wall on which the bath is installed is even and that there is no exposed piping. For specification changes it is necessary to consult BETTE for technical advice. The **BETTE**COMFORT baths can be supplied with **BETTE**EXTRAS.