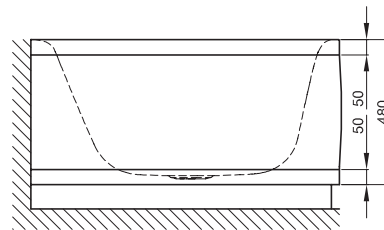
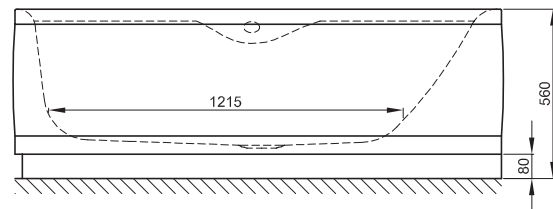
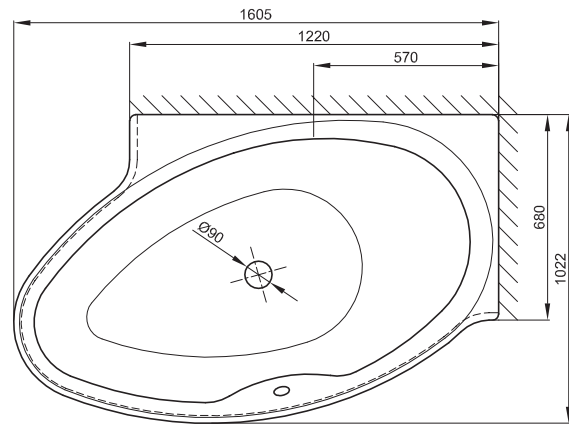


BETTEPOOL I COMFORT



Design: schmidem design



size 161 x 102 cm, article no. 6053 CELV right

installation variant	dimension	article no.	Volume
	161 x 102 x 45 cm	6052 CERV left	174 litre
	161 x 102 x 45 cm	6053 CELV right	174 litre
	demountable plinth	6051	

All **BETTECOMFORT** baths are delivered with a solid steel support frame (which includes the bath feet). It is important that the wall on which the bath is installed is even and that there is no exposed piping. For specification changes it is necessary to consult BETTE for technical advice. The **BETTECOMFORT** baths can be supplied with **BETTEEXTRAS**.