

# LFT

## Consolle / Console

simas<sup>®</sup>  
ACQUA SPACE



## LFT 44

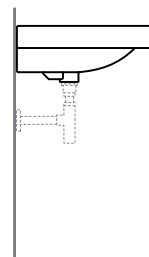
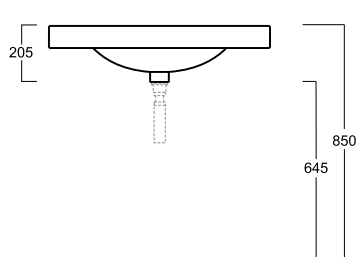
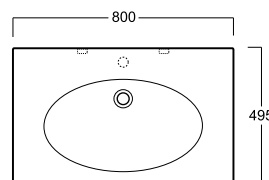
Disegni Tecnici  
Technical Drawings

Consolle 80 rettangolare sospesa predisposta monoforo

Rectangular wall hung console 80 pre-punched for single tap hole

Accessori di completamento  
Accessories available

- Portaschiugamani frontale LFT A1
- Anterior towel rail LFT A1
- Mobile sospeso LFT M200
- Wall mounted furniture LFT M200
- Mobile a terra LFT M201
- Free standing furniture LFT M201
- Scatola con cassetti LFT M202
- Box with drawers LFT M202
- Set scatole LFT M203
- Set of boxes LFT M203
- Specchio orientabile LFT S300
- Positionable mirror LFT S300
- Sifone lavabo da 1<sup>1/4</sup> SIF 270
- Trap for washbasin 1<sup>1/4</sup> SIF 270
- Piletta di scarico con chiusura a pressione "shut rapid" con troppo pieno PLSR 60
- Pop-up waste drainer with "shut rapid" push system with overflow PLSR 60
- Piletta di scarico diretto "free flow" con troppo pieno PLSF 60
- Fixed pop-up "free flow" waste drainer with overflow PLSF 60
- Scatola viti di fissaggio F82
- Set of fixing screw F82



Dati per montaggi  
Installation Info

