

LFT

Lavabo / Washbasin

simas[®]
ACQUA SPACE



LFT 34

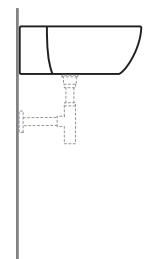
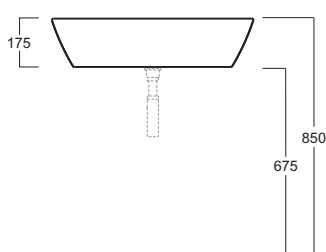
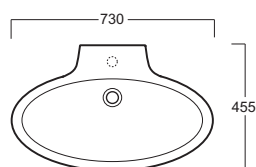
Disegni Tecnici
Technical Drawings

Lavabo ovale 73 da appoggio o sospeso
predisposto monoforo

Oval counter top or wall hung washbasin 73
pre-punched for single tap hole

Accessori di completamento
Accessories available

- Portaschiugamani frontale LFT A5
- Anterior towel rail LFT A5
- Mobile sospeso LFT M200
- Wall mounted furniture LFT M200
- Mobile a terra LFT M201
- Free standing furniture LFT M201
- Scatola con cassetti LFT M202
- Box with drawers LFT M202
- Set scatole LFT M203
- Set of boxes LFT M203
- Specchio orientabile LFT S300
- Positionable mirror LFT S300
- Sifone lavabo da 1^{1/4} SIF 270
- Trap for washbasin 1^{1/4} SIF 270
- Piletta di scarico con chiusura a pressione
"shut rapid" con troppo pieno PLSR 60
- Pop-up waste drainer with "shut rapid"
push system with overflow PLSR 60
- Piletta di scarico diretto "free flow" con
troppo pieno PLSF 60
- Fixed pop-up "free flow" waste drainer
with overflow PLSF 60
- Scatola viti di fissaggio F82
- Set of fixing screw F82



Dati per montaggi
Installation Info

