

# Flow

## Lavabo / Washbasin

simas®  
ACQUA SPACE

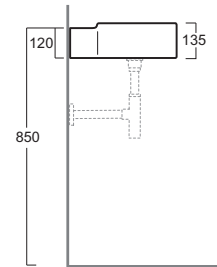
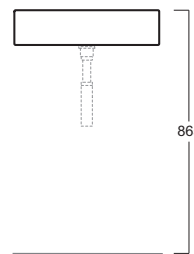
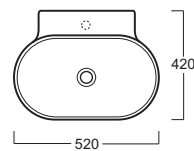


## FL 17

Disegni Tecnici  
Technical Drawings

Lavabo 52 ovale sospeso predisposto monoforo

Oval wall hung washbasin 52 pre-punched for single tap hole



### Accessori di completamento

Accessories available

- Specchio FL 34
- Mirror FL 34
- Portaschiugamani cm 27 - FL 35
- Towel rail cm 27 - FL 35
- Sifone lavabo da 1<sup>1/4</sup> SIF 165
- Trap for washbasin 1<sup>1/4</sup> SIF 165
- Sifone lavabo da 1<sup>1/4</sup> SIF 270
- Trap for washbasin 1<sup>1/4</sup> SIF 270
- Piletta di scarico con chiusura a pressione "shut rapid" con troppo pieno PLSR 60
- Pop-up waste drainer with "shut rapid" push system with overflow PLSR 60
- Piletta di scarico diretto "free flow" con troppo pieno PLSF 60
- Fixed pop-up "free flow" waste drainer with overflow PLSF 60
- Pensile in metallo con cassetti FL 33
- Suspended metal container with drawers FL33
- Scatola viti di fissaggio F81
- Set of fixing screw F81

### Dati per montaggi

Installation Info

