

VE 945

Technical Info

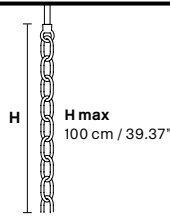
MASIERO

Design by: Masiero Lab



MARIA TERESA VE945

Standard chain



MT/CG



MT
Traditional version
CG
Coloured glass version

CE RW/DW

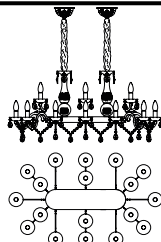


RW
RGB-W Led version
DW
Dynamic White Led version

LIGHTING Traditional E14 lightbulbs
SIZE With lampshades, overall diameter is 5 cm (2") larger than specified
FRAME **MT** Chrome or gold plated metal covered with transparent glass
CG Painted metal covered with painted glass
LAMP SHADES **MT** No lampshades included
CG No lampshades included
PENDANTS **MT** Transparent glass or crystal
CG Coloured glass

LIGHTING **RW** WHITE LED sources CRI>90
RGB-W each light 330 Nominal lm at 3000K
DW each light 490 Nominal lm at 4700K
SIZE Same size as MT or CG
FRAME Chrome or gold plated metal covered with transparent glass
LAMP SHADES No lampshades included
PENDANTS transparent glass or crystal

VE 945/18



TECHNICAL INFORMATIONS
L 107 cm / 42.21"
SP 65 cm / 25.59"
H 45 cm / 17.71"
W 25 kg / 55.11 lb


LIGHTING SYSTEM
18x E14x40 W max (not included).
Triac Dimmable

VERSION
VE 945/18 MT - CG

18x LED source -72 W tot
Control system: DMX
On request Radio Control and Masiero Smart Light App only for RW version.

VE 945/18 RW/DW

MT TRADITIONAL



G04 Shiny chrome



G03 Shiny gold


MT DYNAMIC WHITE




MT RGB - W - LED



MT COLOURED GLASS



VE 945/20



TECHNICAL INFORMATIONS
L 153 cm / 60.23"
SP 93 cm / 36.61"
H 66 cm / 25.98"
W 34 kg / 74.95 lb


LIGHTING SYSTEM
20x E14x40 W max (not included).
Triac Dimmable

VERSION
VE 945/20 MT - CG

20x LED source -80 W tot
Control system: DMX
On request Radio Control and Masiero Smart Light App only for RW version.

VE 945/20 RW/DW

VE 945/24



TECHNICAL INFORMATIONS
L 129 cm / 50.78"
SP 88 cm / 34.64"
H 70 cm / 27.55"
W 45 kg / 99.20 lb

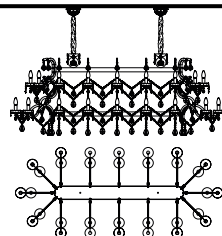
LIGHTING SYSTEM
24x E14x40 W max (not included).
Triac Dimmable

VERSION
VE 945/24 MT - CG

24x LED source -96 W tot
Control system: DMX
On request Radio Control and Masiero Smart Light App only for RW version.

VE 945/24 RW/DW

VE 945/32



TECHNICAL INFORMATIONS
L 200 cm / 78.74"
SP 88 cm / 34.64"
H 80 cm / 31.49"
W 57 kg / 125.66 lb

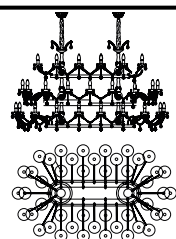
LIGHTING SYSTEM
32x E14x40 W max (not included).
Triac Dimmable

VERSION
VE 945/32 MT - CG

32x LED source -128 W tot
Control system: DMX
On request Radio Control and Masiero Smart Light App only for RW version.

VE 945/32 RW/DW

VE 945/46



TECHNICAL INFORMATIONS
L 192 cm / 75.59"
SP 114 cm / 44.88"
H 110 cm / 43.30"
W 60 kg / 132.27 lb

LIGHTING SYSTEM
46x E14x40 W max (not included).
Triac Dimmable

VERSION
VE 945/46 MT - CG

46x LED source -184 W tot
Control system: DMX
On request Radio Control and Masiero Smart Light App only for RW version.

VE 945/46 RW/DW

: for the US market, refer to the relevant price list.