

# VE 929

## Suspension

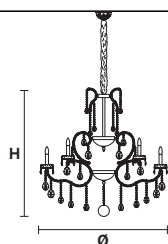
Design by: m\_p studio

# MASIERO



### VE929/24

CE




Ø 120 cm / 47.24"  
H 120 cm / 47.23"  
W 57 kg / 125.66 lb

⚡ **VE 929/24 MT - CG**  
24×E14×40 W max (not included)  
Triac Dimmable

🔌 **VE 929/24 RW/DW**  
24×LED source -96 W tot  
(driver included).  
Control system: DMX or Masiero  
Smart Light App

#### MT TRADITIONAL



G04 Shiny chrome



G03 Shiny gold

#### MT DYNAMIC WHITE



### MT/CG

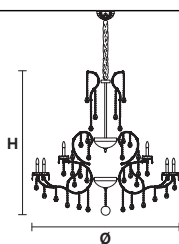


**MT**  
Traditional version  
**CG**  
Coloured glass version

<b>LIGHTING</b>	Traditional E14 lightbulbs
<b>FRAME</b>	<p><b>MT</b> Chrome or gold plated metal covered with transparent glass</p> <p><b>CG</b> Painted metal covered with painted glass</p>
<b>LAMPSHADES</b>	<p><b>MT</b> No lampshades included</p> <p><b>CG</b> No lampshades included</p>
<b>PENDANDTS</b>	<p><b>MT</b> Transparent glass or crystal</p> <p><b>CG</b> Coloured glass</p>

### VE929/36

CE



Ø 85 cm / 33.46"  
H 70 cm / 27.55"  
W 25 kg / 55.11 lb

⚡ **VE 929/36 MT - CG**  
36×E14×40 W max (not included)  
Triac Dimmable

🔌 **VE 929/36 RW/DW**  
36×LED source -144 W tot  
(driver included).  
Control system: DMX or Masiero  
Smart Light App

#### MT RGB - W - LED



### RW/DW



**RW**  
RGB-W Led version  
**DW**  
Dynamic White Led version

<b>LIGHTING</b>	<p>LED sources CRY&gt;85</p> <p><b>RGB-W</b> each light 330 lm at 3000k</p> <p><b>DW</b> each light 490 lm at 4700 K</p>
<b>FRAME</b>	Chrome or gold plated metal covered with transparent glass
<b>LAMPSHADES</b>	No lampshades included
<b>PENDANDTS</b>	Transparent glass or crystal

#### MT COLOURED GLASS

